

# How to draw a **DRAGON!**



\* \* \*  
\* \* \* The  
\* \* \* Knight  
\* \* \* who wouldn't  
\* \* \* By  
Thomas & Helen  
Docherty \* \* \*  
\* \* \* Fight  
\* \* \*


If you can draw these simple shapes,  
you can draw a

# DRAGON!



\* \* \*  
\* \* \* The  
\* \* \* Knight  
\* \* \* who wouldn't  
\* \* \* Fight  
\* \* \*  
By  
Thomas & Helen  
Docherty \* \* \*

First draw a circle for the body




*The*  
**Knights**  
who wouldn't  
Fight

By  
Thomas & Helen  
Docherty



A triangle on the  
end of the tail



And another triangle  
for the head


\* \* \*  
\* \* \* The  
\* \* \* Knight  
\* \* \* who wouldn't  
\* \* \* Fight  
\* \* \*  
By  
Thomas & Helen  
Docherty \* \* \*











Join everything up

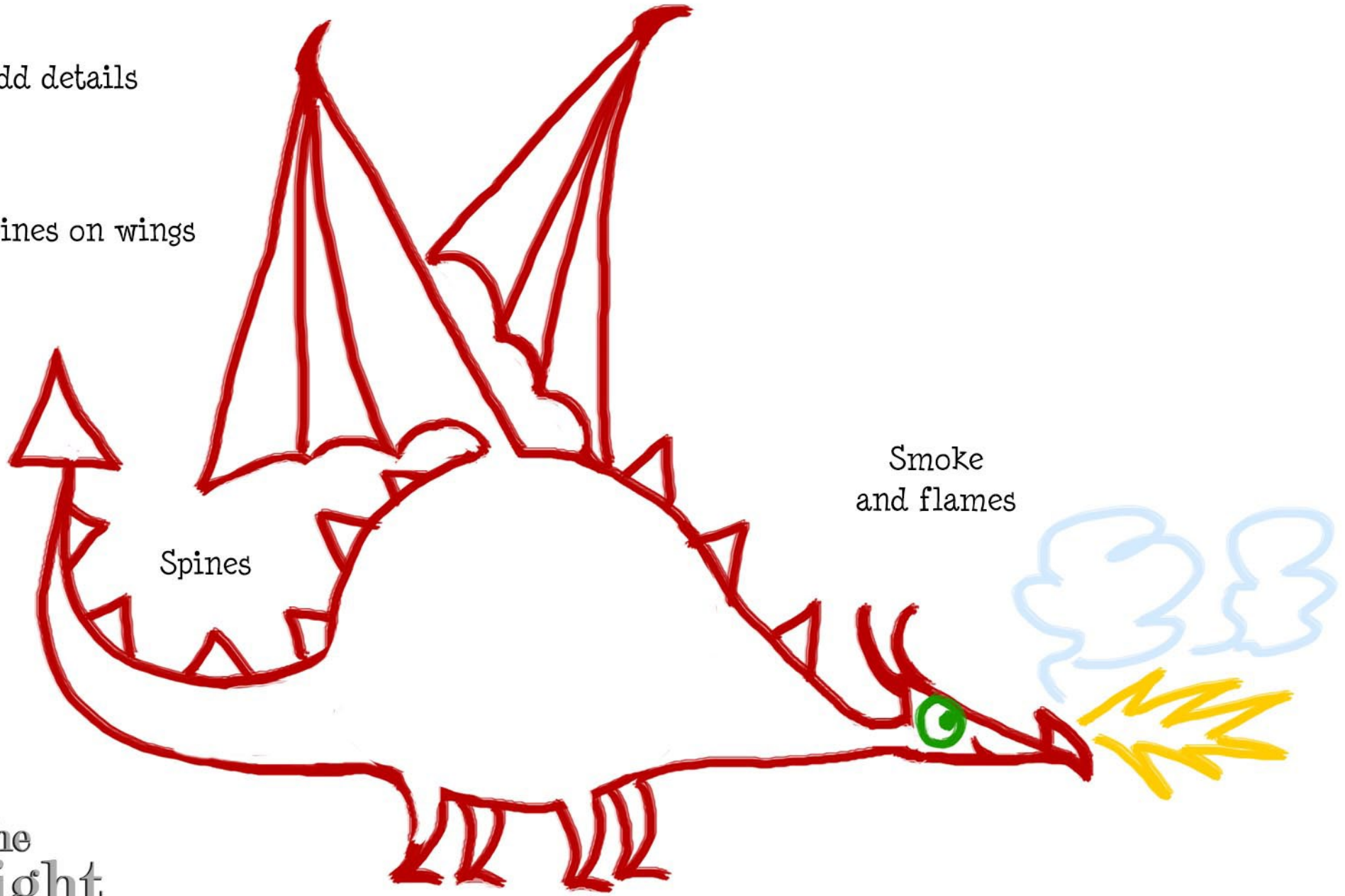
*The*  
**Knights**  
who wouldn't  
Fight  
By  
Thomas & Helen  
Docherty

Add details

Lines on wings

Spines

Smoke  
and flames



*The*  
**Knigh**t  
who wouldn't  
Fight  
By  
Thomas & Helen  
Docherty

And decorate!

Your dragon can be  
and colour or pattern  
you like!



\* \* \*  
\* \* \* **The**  
\* \* \* **Knight**  
\* \* \* **who wouldn't**  
\* \* \* **Fight**  
\* \* \*  
By  
Thomas & Helen  
Docherty