




How To Draw The Snaffle



SCHOLASTIC

Helen Docherty & Thomas Docherty

You can draw
The Snaffle
with these
simple shapes...




How To Draw The Snaffle



SCHOLASTIC

Helen Docherty & Thomas Docherty

Start with the head
and the body




How To Draw
The
Snaffle

ALISON
GREEN
BOOKS 

SCHOLASTIC

Helen Docherty & Thomas Docherty



Add her ears...


**And her eyes
- don't forget
the eyelashes!**

How To Draw
**The
Snaffle**

ALISON
GREEN
BOOKS 

SCHOLASTIC

Helen Docherty & Thomas Docherty



Then the trunk
and a mouth

How To Draw The Snaffle

ALISON
GREEN
BOOKS 

SCHOLASTIC

Helen Docherty & Thomas Docherty

Arms...

And legs...

With hands
and feet


How To Draw The Snaffle



SCHOLASTIC

Helen Docherty & Thomas Docherty

She's got a
phone in her
hands...




How To Draw
The
Snaffle

ALISON
GREEN
BOOKS 

SCHOLASTIC

Helen Docherty & Thomas Docherty



She's just
taken a big
bite!


How To Draw
The
Snaffle



SCHOLASTIC

Helen Docherty & Thomas Docherty

Now you can clean
her up and add the
last details



How To Draw
The
Snaffle

ALISON
GREEN
BOOKS 

SCHOLASTIC

Helen Docherty & Thomas Docherty

The Snaffle is blue
in the book, but
you can make
her any colour
you like!



HAVE FUN!

Thomas Docherty

How To Draw
The
Snaffle



SCHOLASTIC

Helen Docherty & Thomas Docherty