

How*to
draw*

Abracazebra

That's me!



Abracazebra?!
I thought you were
going to show them
how to draw
a goat!

by

Thomas Docherty

*
(with a little help from Helen Docherty)



Take your magic wand...




That's not
a magic wand,
to start with!

Begin by making a pear shaped body from two circles like this:




Add a curved neck.



A goat would be so much more interesting!



Sketch in the shape of the head using a big and a small circle and join them together.



Then draw the eyes, ears, nose and a smile.




You're wasting their time with this zebra!



Give her arms,
with triangles for hooves...



Bendy legs and
a short tail.



You really should
teach them how to
draw a goat
instead.

Now it's time for some stripes...




And a mane.

Those stripes look really silly, anyway.



A top hat...



A spotty
handkerchief...

What does she need
those for?

AND...



Some magic!

Huh?

Now you can
make her juggle...



Hmm. Not bad,
for a zebra...



Make a beanstalk appear...



Ride a bike...



I didn't know
a zebra could ride
a bike!





And disappear!

Hey, where are
you going?
Wait for me!



And finally...



Hang on,
what's this?

The
Abracazebra
MAGIC
SHOW



Put on a
magic show!



Anyone for tea?

WELCOME





The end

